

wordle [en]

Grids of Wordle,
made with TikZ.

Version 0.1.0 -- 12/07/2023

Cédric Pierquet
c pierquet -- at -- outlook . fr
<https://github.com/cpierquet/wordle>

- ▶ Create Wordle grids Wordle/Sutom¹.
- ▶ Specify colors and font².



LaTeX

pdfLaTeX

LuaLaTeX

TikZ

TeXLive

MiKTeX

¹<https://en.wikipedia.org/wiki/Wordle>

²Ideas from <https://tex.stackexchange.com/questions/659860/wordle-like-colored-letter-boxes-in-latex>

Contents

1	History	2
2	The wordle package	3
2.1	The game	3
2.2	The package	3
2.3	Loading of the package, used packages	3
3	WordleGrid environment	4
3.1	Environment	4
3.2	Clés et options	5
3.3	Examples	5

1 History

v0.1.0 : Initial version.

2 The wordle package

2.1 The game



Wordle is a web-based word game created and developed by Welsh software engineer Josh Wardle. Players have six attempts to guess a five-letter word, with feedback given for each guess in the form of colored tiles indicating when letters match or occupy the correct position. Every day, a five-letter word is chosen which players aim to guess within six tries. After every guess, each letter is marked as either green, yellow or gray: green indicates that letter is correct and in the correct position, yellow means it is in the answer but not in the right position, while gray indicates it is not in the answer at all. Multiple instances of the same letter in a guess, such as the "o"s in "robot", will be colored green or yellow only if the letter also appears multiple times in the answer; otherwise, excess repeating letters will be colored gray.

<https://en.wikipedia.org/wiki/Wordle>

2.2 The package



This package can display, in a tex file, a wordle grid (with TikZ and within a `minipage`), with ability :

- to change dimensions and colors ;
- to pick style for misplaced letters ;
- to change borders and corners ;
- to print or not the letters.

It's possible to "play" with other words than five-letter words !



Most of source code, in L^AT_EX3, is given by thread from `tex.stackexchange`, proposed by user 3141592653589793238.

2.3 Loading of the package, used packages



The package `wordle` loads within the preamble. There's no option, and `xcolor` isn't loaded.

```
\documentclass{article}
\usepackage{wordle}
```



`wordle` loads the following packages and libraries :

- `tikz`;
- `simplekv` ;
- `xstring`.

It's mostly compatible with latex, pdflatex, lualatex or xelatex compilation !

3 WordleGrid environment

3.1 Environment



The environment to display a Wordle grid is `WordleGrid`.
It works with keys, between [...] and needs to know :

- the good word ;
- the different guesses.

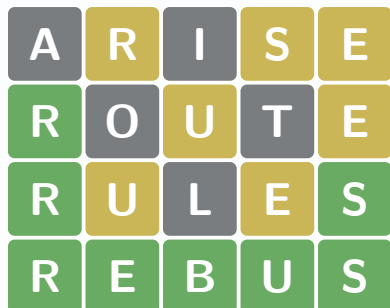
The code create the grid and the colors !

```
\begin{WordleGrid}[keys]{good word}  
  guess n°1  
  guess n°2  
  guess n°3  
\end{WordleGrid}
```



the grid is created with a `minipage`, with automatic width and spacings !

```
%default output  
\begin{WordleGrid}{REBUS}  
  ARISE  
  ROUTE  
  RULES  
  REBUS  
\end{WordleGrid}
```



3.2 Clés et options



The first argument, mandatory and between [...], proposes the following `<keys>` :

- `<Colors>` := colors of the boxes `<back,misplaced,good>` ;
default : `<WordleBack,WordleBad,WordleGood>`,
- `<Rounded>` := arc for corners, in mm ;
default : `<0.1>`
- `<Unit>` := width of cases, in cm ;
default : `<1>`
- `` := font for letters ;
default : `<\LARGE\bfseries\sfamily>`
- `<ColorLetters>` := color for letters ;
default : `<white>`
- `<BorderColor>` := color for the border ;
default : `<white>`
- `<Letters>` := boolean to print letters ;
default : `<>true>`
- `<Style>` := style within `<default / other>` to change the style ;
default : `<default>`
- `<Thick>` := thickness of the borders, in mm.
default : `<0.25>`



The second argument, optional and between {...} is the correct word.

Different guesses are given within the body of the environment (line by line or space separated).

3.3 Examples

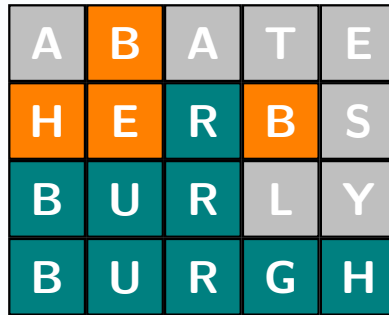
```
\begin{WordleGrid}{BURGH}  
  ABATE  
  HERBS  
  BURLY  
  BURGH  
\end{WordleGrid}  
%  
\hspace{5mm}  
%  
\begin{WordleGrid}[Style=alt]{BURGH}  
  ABATE HERBS BURLY BURGH  
\end{WordleGrid}
```



```

\begin{WordleGrid}
  [Thickness=0.3,BorderColor=black,%
  Colors={lightgray,orange,teal}]{BURGH}
  ABATE
  HERBS
  BURLY
  BURGH
\end{WordleGrid}
%
\hspace{5mm}
%
\begin{WordleGrid}
  [Rounded=0,Thickness=0.3,BorderColor=black,%
  Colors={lightgray,orange,teal}]{BURGH}
  ABATE
  HERBS
  BURLY
  BURGH
\end{WordleGrid}

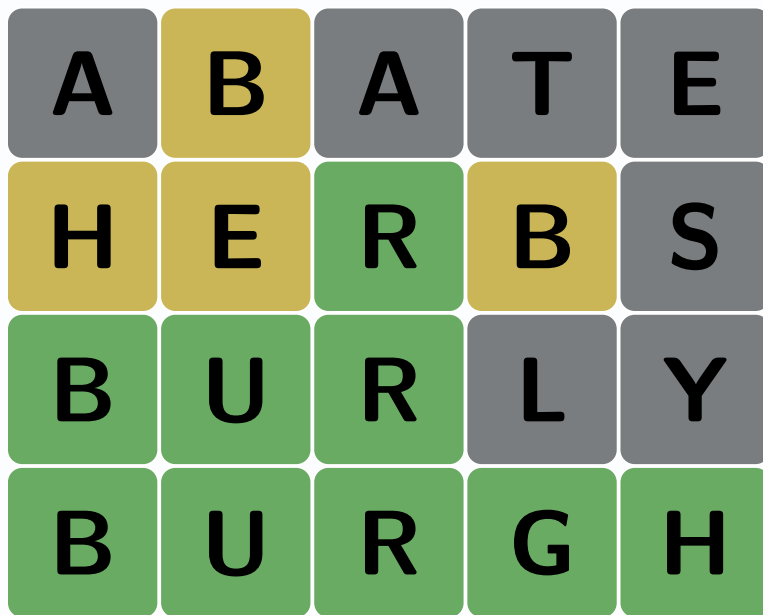
```



```

\begin{WordleGrid}[Unit=2,Font=\Huge\ttfamily,ColorLetters=black]{BURGH}
  ABATE
  HERBS
  BURLY
  BURGH
\end{WordleGrid}

```



```

\begin{WordleGrid}%
  [Unit=0.75,Rounded=0,Colors={cyan,orange,violet},Letters=false]{BURGH}
  ABATE
  HERBS
  BURLY
  BURGH
\end{WordleGrid}
\hspace{5mm}
\begin{WordleGrid}%
  [Unit=0.75,Rounded=0,Colors={cyan,orange,violet},Style=alt]
  {BURGH}
  ABATE
  HERBS
  BURLY
  BURGH
\end{WordleGrid}
\hspace{5mm}
\begin{WordleGrid}%
  [Unit=0.75,Rounded=0,Colors={cyan,orange,violet},Style=alt,Letters=false]
  {BURGH}
  ABATE
  HERBS
  BURLY
  BURGH
\end{WordleGrid}

```

