

PSTricks

News -- 2023

new macros and bugfixes for the basic package.

April 29, 2023

Package author(s):
Herbert Voß

Contents

1. pstricks – package	2
1. pstricks.sty	2
2. pstricks.tex (v. 3.19 – 2023/04/30)	2
3. Lua \LaTeX	2
References	3

Part I.

pstricks – package



















1. pstricks.sty
2. pstricks.tex (v. 3.19 – 2023/04/30)












Added a test for `lua \LaTeX` before the default linewidth and color are set. See last line in `pstricks.tex`

3. Lua \LaTeX

This version has a stable basic support for the lua package `lua \LaTeX pstricks.lua`, available from [https://github.com/zauguin/lua \$\text{\LaTeX}\$ pstricks](https://github.com/zauguin/lua\LaTeXpstricks). This is also part of every MiK \TeX or T \E XLive installation. This documentation was run with `lua \LaTeX` , which creates directly the pdf. No GhostScript needed.

Example:

Value	Example	Name
-		None
<->		Arrowheads.
>-<		Reverse arrowheads.
<<->>		Double arrowheads.
>>-<<		Double reverse arrowheads.
-		T-bars, flush to endpoints.
* - *		T-bars, centered on endpoints.
[-]		Square brackets.
] - [	Reversed square brackets.
(-)		Rounded brackets.
) - (	Reversed rounded brackets.
o - o		Circles, centered on endpoints.
* - *		Disks, centered on endpoints.
oo - oo		Circles, flush to endpoints.
** - **		Disks, flush to endpoints.
<->		T-bars and arrows.
>-<		T-bars and reverse arrows.
h - h		left/right hook arrows.

H-H		left/right hook arrows.
v-v		left/right inside vee arrows.
V-V		left/right outside vee arrows.
f-f		left/right inside filled arrows.
F-F		left/right outside filled arrows.
t-t		left/right inside slash arrows.
T-T		left/right outside slash arrows.
<D-D>		curved arrows.
<D<D-D>D>		curved doubled arrows.
D>-<D		curved arrows, tip inside.
<T-T>		curved lines.

References

- [1] Michel Goossens et al. *The L^AT_EX Graphics Companion*. 2nd ed. Reading, Mass.: Addison-Wesley Publishing Company, 2007.
- [2] Laura E. Jackson and Herbert Voß. “Die Plot-Funktionen von pst-plot”. In: *DTK* 2/02 (June 2002), pp. 27–34.
- [3] Nikolai G. Kollock. *PostScript richtig eingesetzt: vom Konzept zum praktischen Einsatz*. Vaterstetten: IWT, 1989.
- [4] Herbert Voß. “Die mathematischen Funktionen von Postscript”. In: *DTK* 1/02 (Mar. 2002), pp. 40–47.
- [5] Herbert Voß. *PSTricks – Grafik für T_EX und L^AT_EX*. 7th ed. Heidelberg and Berlin: DANTE – Lehmanns Media, 2016.
- [6] Herbert Voß. *PSTricks – Graphics for L^AT_EX*. 1st ed. Cambridge/UK: UIT, 2011.
- [7] Herbert Voß. *PSTricks Support for pdf*. 2002. URL: <http://PSTricks.tug.org/main.cgi?file=pdf/pdfoutput>.
- [8] Herbert Voß. *L^AT_EX Quick Reference*. 1st ed. Cambridge/UK: UIT, 2011.
- [9] Herbert Voß. *L^AT_EX Referenz*. 3rd ed. Heidelberg and Berlin: DANTE – lehmanns media, 2014.
- [10] Michael Wiedmann and Peter Karp. *References for T_EX and Friends*. 2003. URL: <http://www.miwie.org/tex-refs/>.